

BAROMÈTRE DES NOTAIRES

IMMOBILIER

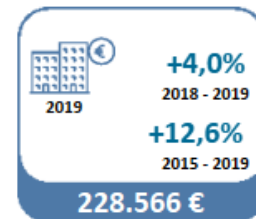

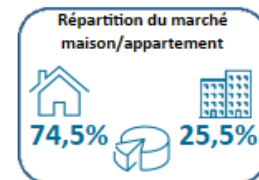
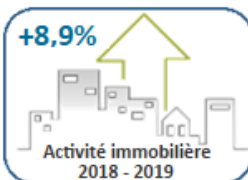
WWW.NOTAIRE.BE

2019

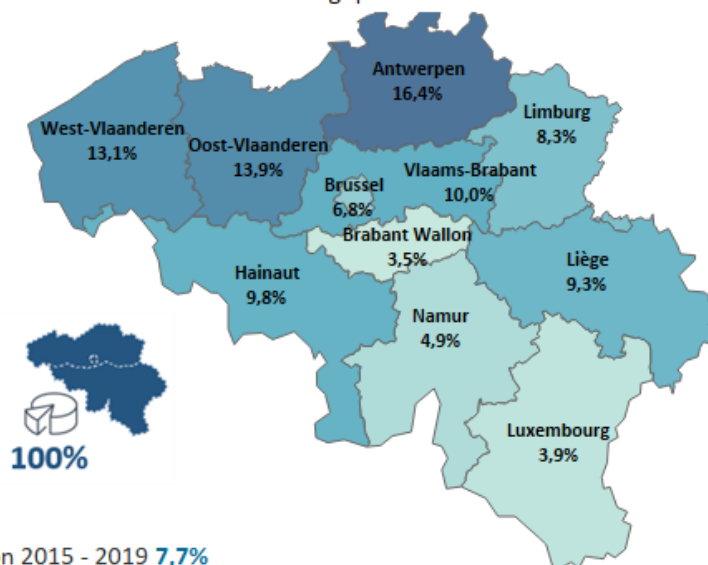
Baromètre 43

L'année 2019 a été une année record pour l'immobilier. Les chiffres du baromètre immobilier de la Fédération du Notariat (Fednot) montrent que l'activité immobilière a augmenté de +8,9% en 2019 comparé à 2018, et atteint un nouveau record. De leurs côtés, les prix, des maisons ou des appartements, connaissent une augmentation moins forte que l'augmentation de l'activité. Avec un prix moyen de 262.196 euros en Belgique, une maison a coûté +4,2% de plus en 2019 qu'en 2018. Compte tenu de l'inflation de +1,2%, cela fait une hausse réelle du prix de 3%.

Belgique




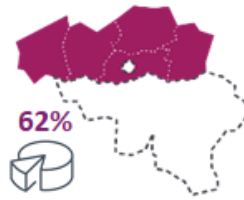



Répartition du volume de transactions en Belgique :

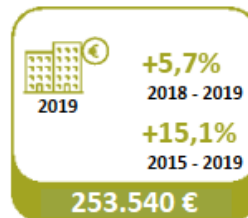
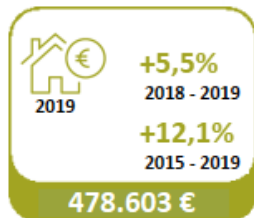
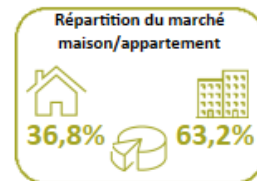
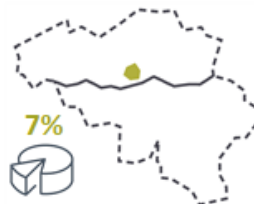
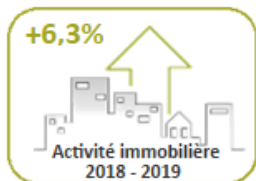


Inflation 2015 - 2019 **7,7%**



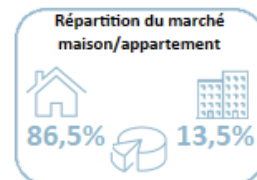
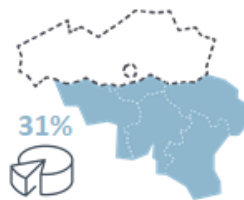

Flandre



Bruxelles

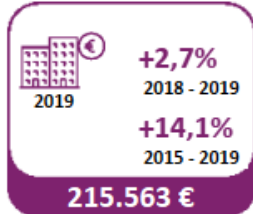


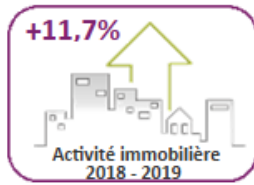


Wallonie



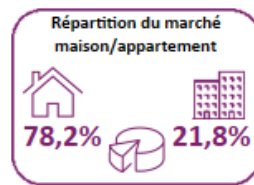
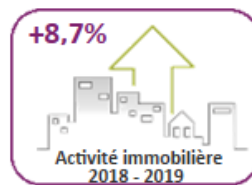


Provinces flamandes

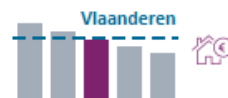




Anvers



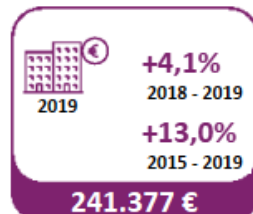

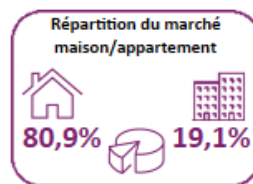
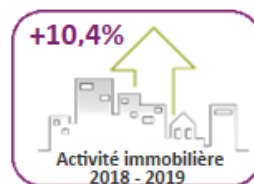
Limbourg





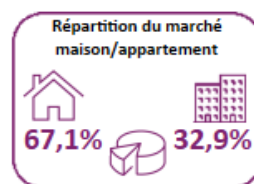
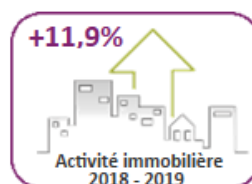
Flandre Orientale



Brabant Flamand




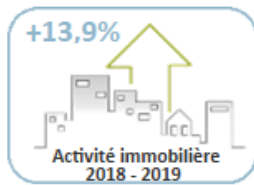


Flandre Occidentale



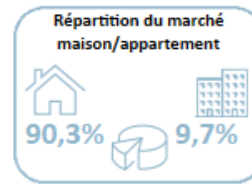
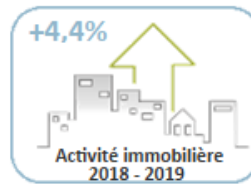


Provinces wallonnes

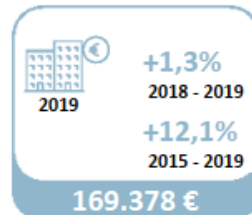

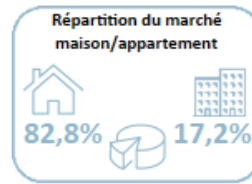

Brabant Wallon



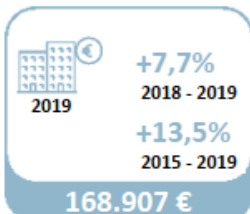


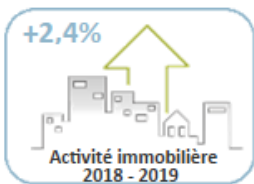
Hainaut



Liège



Luxembourg



Namur

